



LOG AND LUMBER HANDLING SYSTEMS

GRADING STATION



FEATURES

The Mellott Grading Station provides a low cost unit which will increase grading production in many installations.

The standard 4-chain unit will handle 6 ft. to 16 ft. lumber, while an optional 5th chain will permit handling 4 ft. To 16 ft. Lumber.

Inspection of both sides of board is accomplished by operator-controlled flipper. Lumber scales, included on the inspection table, give board feet measurements for various length boards. Boards may be rejected at the tipple or sent onto a green chain.

Length of skids can be changed from standard length in order to fit into existing machinery.

Unit is shipped with head shaft, sprockets, bearings, drive, stops, inspection table and flipper as an assembled unit. Tipple is shipped as an assembled unit. Skids are shipped separately but are easily bolted to inspection table assembly on the job site.

Grading Station is equipped with foot control for flipper and tipple and is complete with electric motor drive (less starter for electric motor).

SPECIFICATIONS

Chain Spacing 4 Chain 48" — 30' — 48"
5 Chain 24" — 24" — 30" — 48"

Lumbar Capacity 4 Chain 6' — 16'
5 & 6Chain 4' — 16'

Drive..... Electric Motor & Speed Reducer
Electric Motor 3 H.P. 1200 RPM
Head Shaft 2-7/16 Dia.

Chain 81X

Item NumberDescription

194 4 Chain Grading Station — even end right.
194A 4 Chain Grading Station — even end left.

195 5 Chain Grading Station — even end right.
195A5 Chain Grading Station — even end left.

1966 Chain Grading Station — even end right.
196A6 Chain Grading Station — even end left.

MELLOTT MFG. CO., INC.

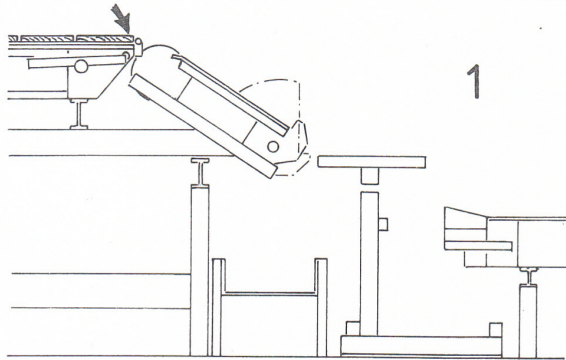
13156 Long Lane
Mercersburg, PA 17236
sales@mellottmfg.com

www.mellottmfg.com

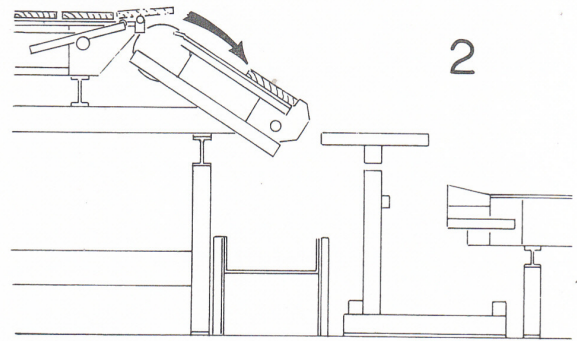


LOG AND LUMBER HANDLING SYSTEMS

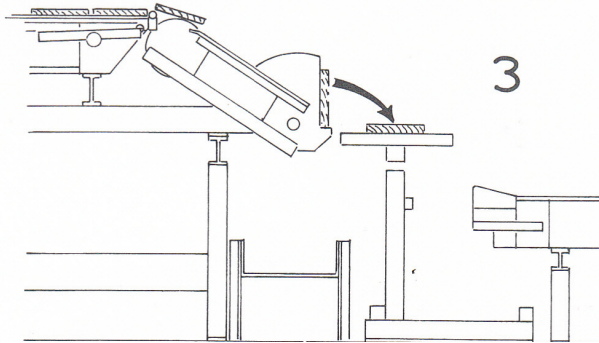
GRADING STATION OPERATION



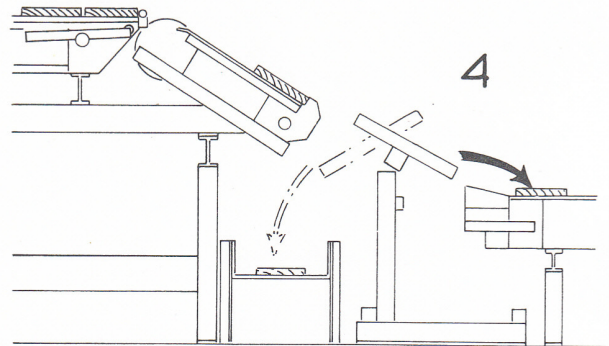
Boards are held on chains by live stops. Flipper is operated to start operation.



Stops are activated. Board is positioned on inspection table for scaling and inspection.

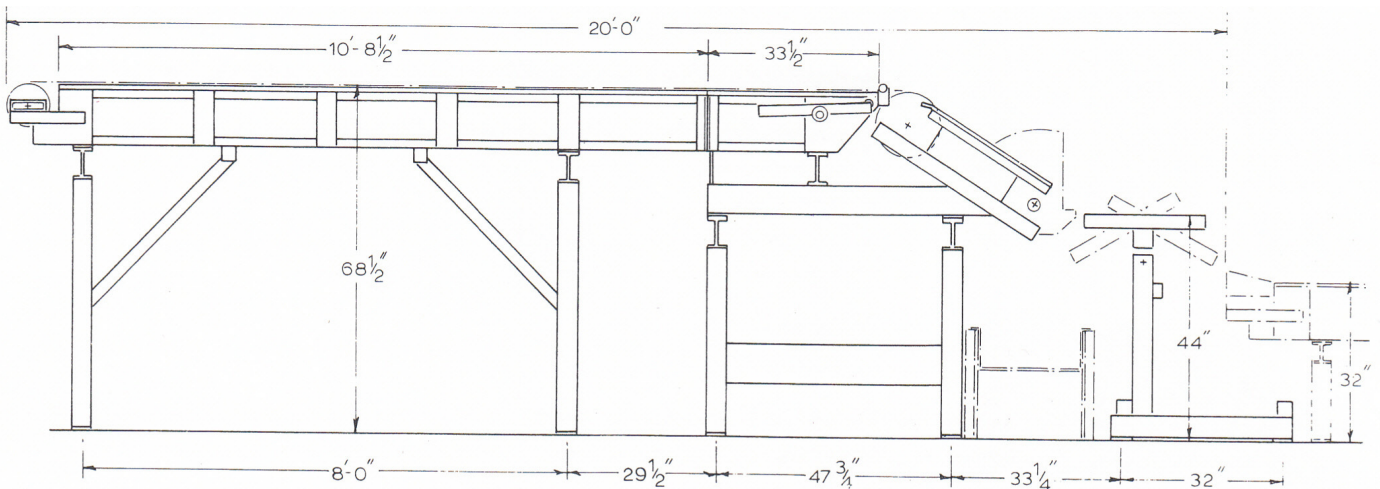


Flipper is activated. Board is positioned on tipple for inspection of other side of board.



Tipple is activated. Board is sent to green chain or rejected. Cycle is ready to repeat.

DIMENSIONS



MELLOTT MFG. CO., INC.

13156 Long Lane
Mercersburg, PA 17236
Phone: (717) 369-3125 Fax: (717) 369-2800
sales@mellottmfg.com

www.mellottmfg.com