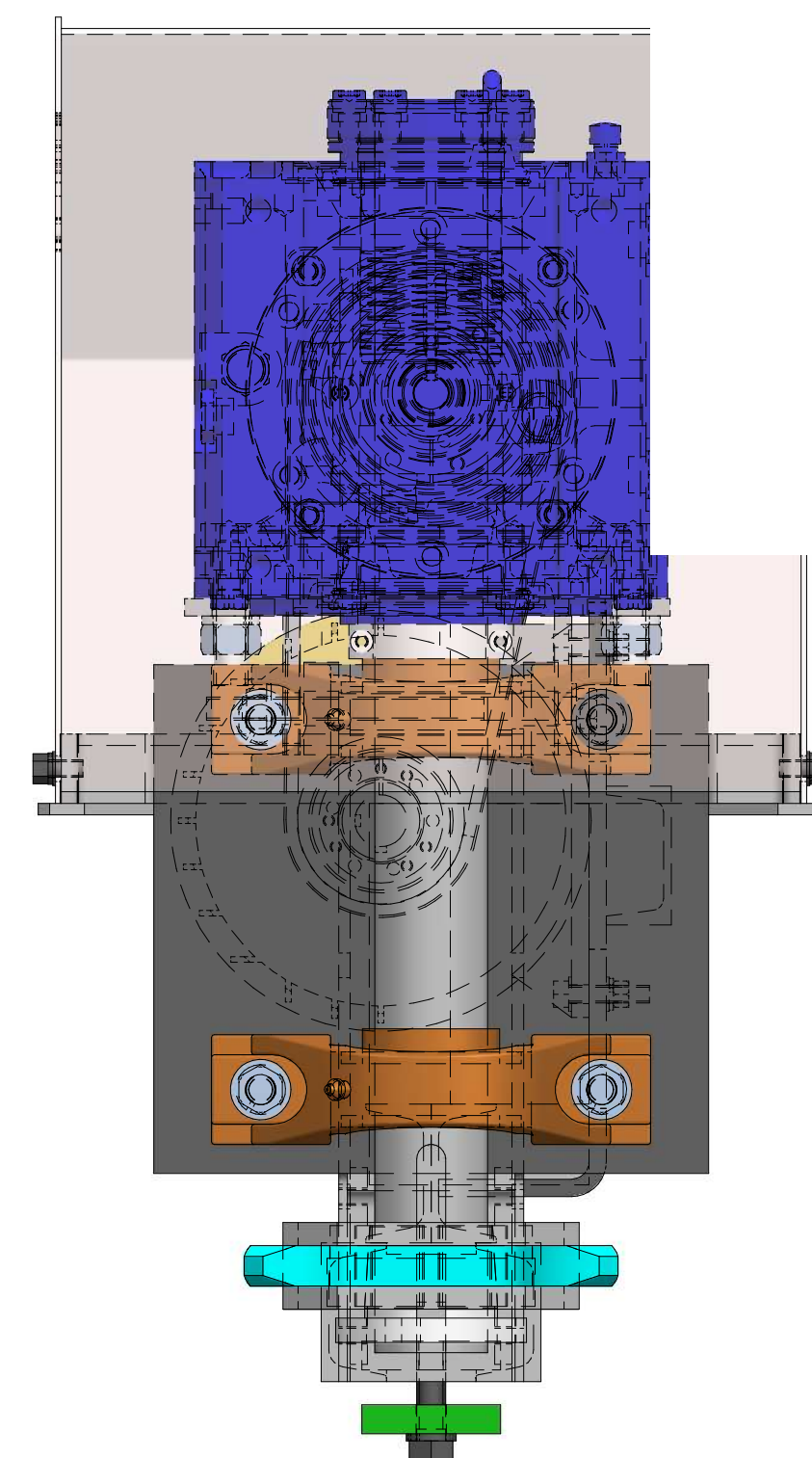
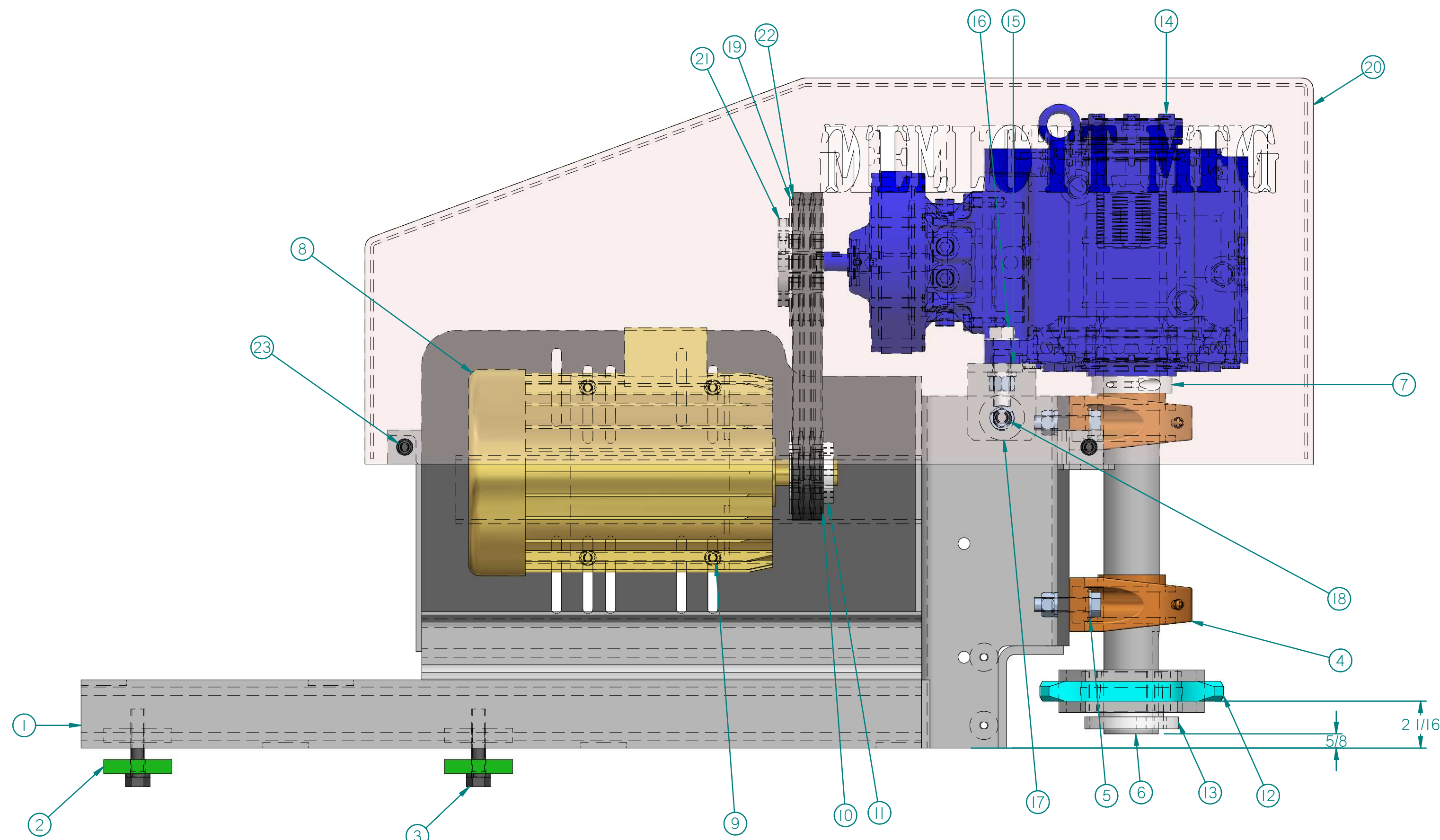
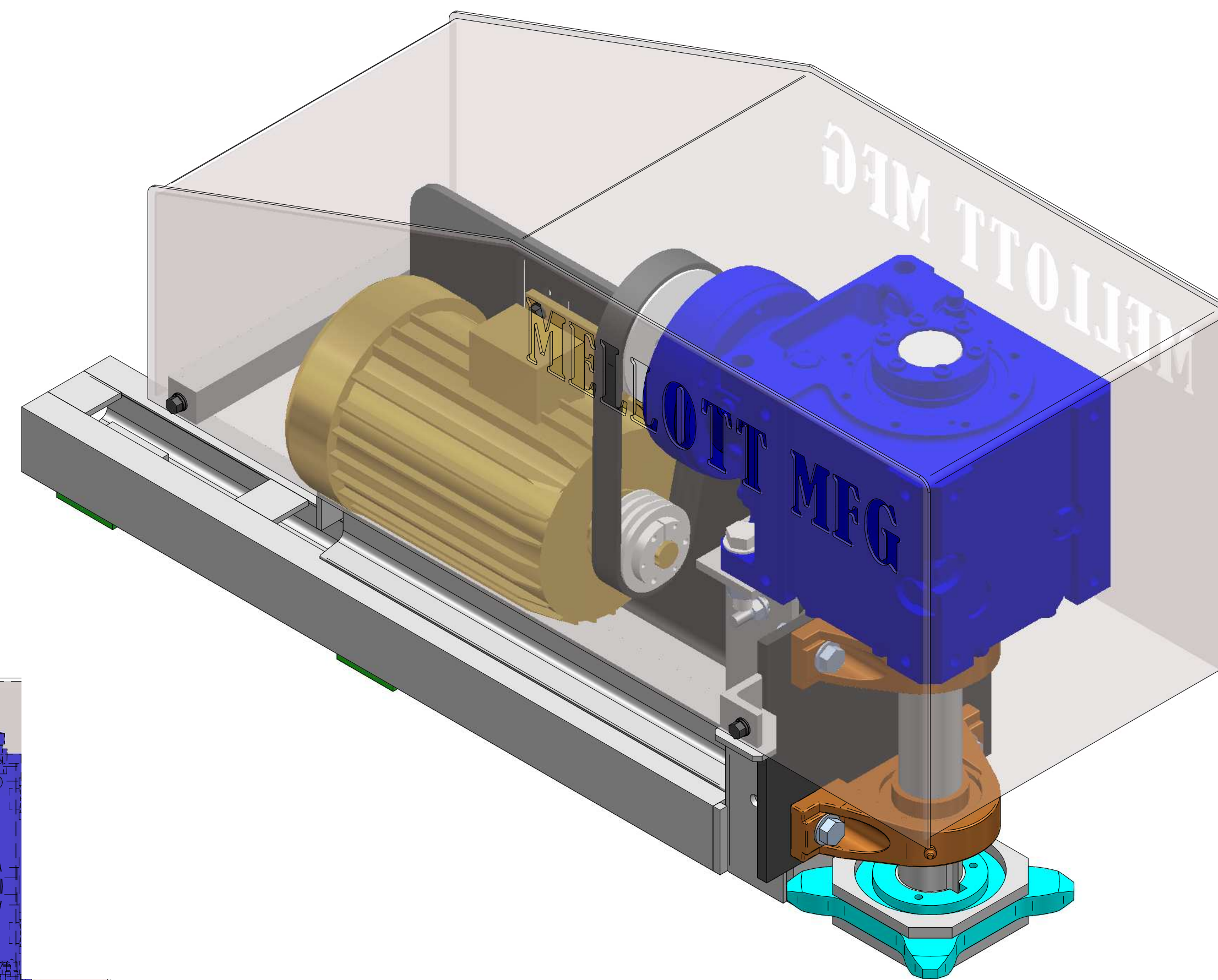
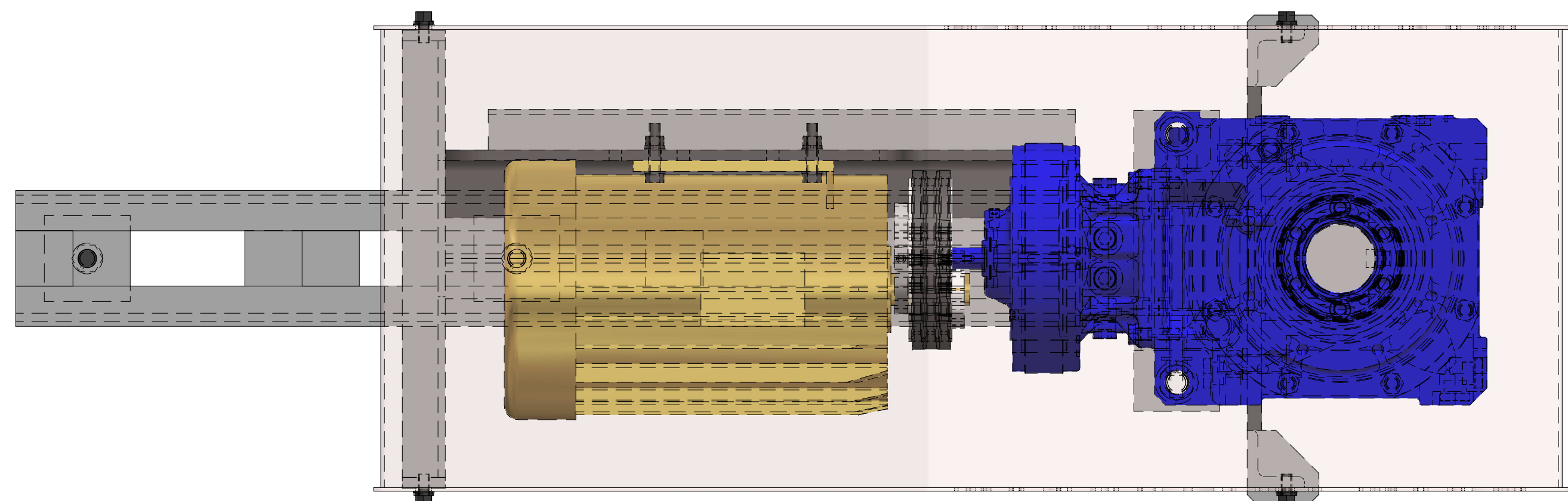


REDUCER SHEAVE & BELT COMBINATIONS
 DVR: 3/3V3.65 - DVN 3/3V5.6 - BELT 3/3V355 = 30.0 F.P.M.
 DVR: 3/3V4.5 - DVN 3/3V5.6 - BELT 3/3V355 = 37.5 F.P.M.
 DVR: 3/3V5.6 - DVN 3/3V5.6 - BELT 3/3V355 = 46.0 F.P.M.



BOLT ASSEMBLY# 06-80-007
TWO REQUIRED

Item	QTY	Title	File Name
2	1	5/8" LOCK WASHER	06-LW.625
1	1	5/8"-11 X 3" HEX HEAD CAP SCREW	06-HHCS.625-11X3.0

BOLT ASSEMBLY# 06-80-009
FOUR REQUIRED

Item	QTY	Title	File Name
4	1	3/8"-16 HEX NUT	06-0.375-16 HN
3	1	3/8" LOCK WASHER	06-LW.375
2	2	3/8" SAE FLAT WASHER	06-0.375_Sae
1	1	3/8"-16 X 1 3/4" HEX HEAD CAP SCREW	06-0.375-16 X 1.75 HHCS

BOLT ASSEMBLY# 06-80-011
ONE REQUIRED

Item	QTY	Title	File Name
3	1	1/2"-13 NYLON INSERT LOCK NUT	06-0.5-13 Niln
2	2	1/2" SAE FLAT WASHER	06-FW.50SAE
1	1	HEX HEAD CAP SCREW	06-0.5-13 X 8.0 HHCS

BOLT ASSEMBLY# 06-80-008
FOUR REQUIRED

Item	QTY	Title	File Name
4	1	5/8"-11 HEX NUT	06-HN.625-11
3	1	5/8" LOCK WASHER	06-LW.625
2	1	5/8" SAE FLAT WASHER	06-FW.625SAE
1	1	5/8"-11 X 2 1/2" HEX HEAD CAP SCREW	06-HHCS.625-11 X 2.5

BOLT ASSEMBLY# 06-80-010
TWO REQUIRED

Item	QTY	Title	File Name
4	1	HEX NUT (FULL)	06-HN.75-10
3	1	3/4" LOCK WASHER	06-LW.75
2	1	3/4" SAE FLAT WASHER	06-FW.75SAE
1	1	3/4"-10 X 3" HEX HEAD CAP SCREW	06-HHCS.75-10 X 3.0

BOLT ASSEMBLY# 06-80-012
FOUR REQUIRED

Item	QTY	Title	File Name
3	1	3/8" LOCK WASHER	06-375_Lw
2	1	3/8" SAE FLAT WASHER	06-0.375_Sae
1	1	3/8"-16 X 3/4" HEX HEAD CAP SCREW	06-0.375-16 X .75 HHCS

Item	QTY	Title	PART NO.
23	4	BOLT ASSEMBLY	06-80-012
22	1	BELT 3V355	03-80-365-56
21	1	BUSHING SDS 3/4"	17-SDS .75 Bushing
20	1	DRIVE SHIELD	21-80-004
19	1	SHEAVE 3/3V 5.6	17-3 3V 560 SDSpar
18	1	BOLT ASSEMBLY	06-80-011
17	2	RUBBER SPACER	20a-001
16	2	BOLT ASSEMBLY	06-80-010
15	1	TORQUE ARM	21-80-003
14	1	LHY-2B125Y-Y5-60 SUMITOMO BEVEL BUDDYBOX	LHYJ-2B12Y-Y5_
13	1	Ø1 2-7/16" BUSHING	17-Q1 2.4375 Bushing
12	1	4 TOOTH SPROCKET WELDMENT	21-80-015
11	1	SH 1 1/8" BUSHING	17-SH 1.125 Bushing
10	1	SHEAVE 3/3V 3.65	17-3 3V 365 SH
9	4	Bolt Assembly	06-80-009
8	1	2HP 1200 RPM 184 FRAME MOTOR 230/460/3P/60	08E-2-1200-184-3P
7	1	2 7/16" 2 PIECE SPLIT SET COLLAR	02-SP-39-2
6	1	2 7/16" DIA KEYED DRIVE SHAFT	10-80-026
5	4	BOLT ASSEMBLY	06-80-008
4	2	DODGE SC 2 7/16" PILLOW BLOCK	02-P2B-SC-207
3	2	BOLT ASSEMBLY	06-80-007
2	2	DRIVE CLAMP PLATE	10-80-018
1	1	DRIVE WELDMENT	21-80-001

NOTES
 THIS DRAWING IS FOR
 MELLOTT MFG 4 TOOTH
 DRIVE SPROCKET.
 LONG LINK CHAIN

MELLOTT MFG. CO., INC.

EQUIPMENT TYPE:
BARK CONVEYOR

DESCRIPTION: DRIVE ASSEMBLY (ELECTRIC)

DATE: 10/09/08

DRAWING TYPE: SOLID-EDGE DRAFT

CREATED BY:

DRAWING: 30-80-005

SHEET: ONE